



**WASHING
SYSTEMS**

M 1700 WASHPLANT



WASHING AS IT SHOULD BE

FEATURES AND BENEFITS

- High capacity (depends on mesh sizes and material type)
- Quick set up time typically under 15 minutes
- Maximum mobility with heavy duty, low ground pressure crawler tracks
- Removable heavy duty pendant remote control system
- Optional radio control system available
- High performance hydraulic system
- Angle adjustable tipping grid with radio control double acting tipping grid rams
- Optional low profile single or double deck vibrating grid option with remote control tipping. Angle adjustable and fully riveted construction
- Aggregate washing
- Split bottom deck to produce two grades of sand
- Hydraulic folding conveyors
- Hydraulic screen angle adjustment
- Screen walkway and access ladder

APPLICATIONS

- Sand and gravel
- Topsoil
- Coal
- Crushed stone
- Recycling
- Iron Ore



OPTIONS

- 2 or 3 deck
- 12ft 2 deck vibrating grid
- Vibrating grid discharge chute
- Crusher feed chute
- Anti-roll back on main conveyor
- Extended re-circulation oversize auxiliary conveyor
- Dual power (can be operated electrically)
- Quick release wedge screen tensioning system for top and middle deck
- Bonded rubber wearplate in washbox
- Sealed pipes with bonded rubber lining
- 14' x 5' single or twin grade catchboxes
- Rubber screens
- Wheel or track mobile
- Roll-in bogie prepared
- Roll-in bogie equipped
- Radio control tracks
- Prepared TUV chassis
- Auto lubrication system
- Dry screen tail conveyor

GRID



14FT HOPPER

- Adjustable angle tipping grid with integral loading and wing plates.
- Dual action remote controlled tipping rams included as standard.

FEED CONVEYOR

- 1050mm (42”), 3 ply belt
- 102mm diameter close pitched rollers
- Drum Centres: 3495mm (12ft hopper)
4105mm (14ft hopper)
- Hydraulic variable speed drive
- Wide mouth opening
- OMS 160 drive motor
- Belt speed: 0-37.9 metres per minute
(124ft per minute)

MAIN CONVEYOR

- 1050mm (42") 3 ply belt
- Hydraulic Drive with Steel Skirting
- OMV 630 drive motor
- Working Angle 18° - 26°, hydraulically adjustable



WASHING SYSTEMS

SIDE CONVEYORS


- 650mm (26") 3 ply belt
- Hydraulic drive
- OMH 400 drive motor
- Drum centre: 9670mm (31' 8")
- Working angle 22°
- 4.7m (15' - 5") stockpile height.
(Measured to drum centre)
- Stockpile volume of 175m³



WASHING AS IT SHOULD BE

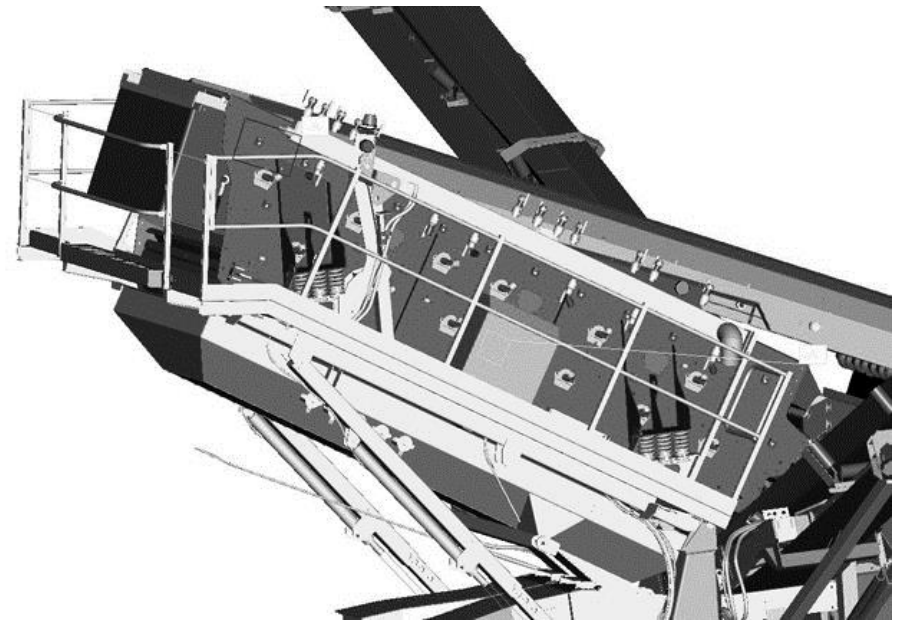
3 DECK AUXILIARY CONVEYOR

- 650mm (26") 3 ply belt
- Hydraulic drive
- OMT 500 drive motor
- Drum centre: 7245mm (23' 8")
- Working angle 22°
- 4.0m (13' – 1") stockpile height. (Measured to drum centre)
- Stockpile volume of 115m³



SCREEN UNIT

- 2 bearing high performance screenbox
- Grease lubricated bearings
- Pulley & triple belt drive
- Width of screenbox 1.5m (5')
- Length of screenbox 4.88m (16')
- Weight of screenbox: 3500kg (7700lbs)
- 4.8 x 1.5m (16' x 5') top and middle deck, side tensioned 4 meshes per deck
- 4.3 x 1.5m (14' x 5') bottom deck, end tensioned with 2 meshes per deck
- Full width access catwalks on three sides of the screenbox for maintenance and ease of mesh changes
- Screen Speed: 910-920 RPM
- Screen Motor: Hamworthy 2208 motor
- Working angle between 20° and 24°
- Access panels for ease of screen change



CRAWLER TRACK




POWER UNIT & HYDRAULIC

- Tier 3 rated Diesel Engine with a power output of 74kW (100hp) @ 2200rpm. Engine Mounted Transversely to allow easy access to the engine for servicing and maintenance. The power unit is completely enclosed, sound suppressed and lockable.



VIBRATING GRID OPTION



RINSER OPTION CATCH BOX

- Hydraulically hinged, making mesh changing easier
- 50-50 fixed division plate
- Adjustable division plates
- 10" twin outlets
- Single or double grade catch box with adjustable division plates



WASH BOX

- Adjustable 5 nozzle spray bar
- Feed conveyor belt scraper



SCREEN BOX 3 DECK

- 18 steel spray bars split into 6 bars per deck
- All decks have brass nozzles alternating between 8 & 7 per bar to give full spray coverage

SCREEN BOX 2 DECK

- 11 steel spray bars split into 6 bars top deck, 5 bottom
- All decks have brass nozzles alternating between 8 & 7 per bar to give full spray coverage

