

POWERSCREEN® CHIEFTAIN 1500

3 DECK INCLINE SCREEN



TECHNICAL SPECIFICATION - REV 0 01/01/2021





CHIEFTAIN 1500



OVERVIEW

SPECIFICATION

Total weight:		28,500kg (62,832lbs)
Transport	Length	16.76m (55')
	Width	2.98m (9' 9")
	Height	3.44m (11' 3")
Working	Length	16.82m (55' 2")
	Width	17.4m (57' 1")
	Height	5.82m (19' 1")
Screenbox:		3.66m x 1.52m (12' x 5')
Power unit:		Diesel / Hydraulic
Plant Colour:		RAL 5021, RAL 7024 & RAL 9005

(Weight & dimensions are approximate base unit values)

FEATURES & BENEFITS

- High capacity up to 400 tph / 441 US tph (depending on media sizes & material type).
- Maximum feed size 150mm (6").
- Triple deck screen with galvanised fixed walkway to give access to 3 sides of the screen for ease of operation and maintenance.
- The oversize auxiliary conveyor provides variable tilt and slew capabilities to accurately discharge material for recirculation or for stockpiling.
- Maximum utilisation of the 3 decks provides ultra efficient screening capabilities even at small piece sizes.
- Ease of material flow from the hopper to the main conveyor.
- Adjustable screen angle.
- Engine protection shutdown system.
- Power unit featuring a transverse engine arrangement to aid access & serviceability.
- Hydraulic bottom deck screen tensioning.
- Maximum mobility with heavy duty, low ground pressure tracks.
- Removable heavy duty pendant remote control system.
- Quick set up time.
- High performance hydraulic system - cast iron pumps & motors complete with hydraulic cooler.

APPLICATIONS



Aggregate

- Sand & gravel
- Blasted rock
- River rock



Recycling

- Top soil
- C&D waste
- Composted materials
- Wood by-products
- Overburden
- Foundry waste



Mining

- Processed ores
- Processed minerals



CHIEFTAIN 1500



↓ HOPPER & GRID

Feed in height: 3.52m (11' 7")

Feed in width: 4.77m (5' 8") (grid wing plates)

Grid aperture: 100mm (4")

Hopper capacity: 8m³ (10.5 cu. yd.)

Adjustable angle tipping grid with integral loading and wing plates





CHIEFTAIN 1500



↓ SCREENBOX

3.66m x 1.52m (12' x 5') 3 deck incline screen
Highly aggressive screen drive

3.66m x 1.52m (12' x 5') top & middle deck
3m x 1.52m (10' x 5') bottom deck

Hydraulic screen angle adjustment: 18° - 37°
Hydraulic screen tensioning on bottom deck
Galvanised walkways on 3 sides of screen
Abrasion resistant impact plate

Speed: 1120rpm
Throw: 6.5mm





CHIEFTAIN 1500




↓ CONVEYORS

FEED CONVEYOR

1050mm (41") wide, 3 Ply plain belt
Variable speed control: 0 - 16 m/m (0 - 53 ft/m)
Wide mouth opening

MAIN CONVEYOR

1000mm (40") 3 ply plain belt
Angle adjustment: 21° - 28°
Belt speed: 92 m/m (302 ft/m)
Steel skirted full length of conveyor





CHIEFTAIN 1500




CONVEYORS

FINESIZE - TAIL CONVEYOR

1200mm (47") wide 3 ply plain belt
3.74m (12' 3") stockpile height
73m³ (95 cu. yd.) stockpile volume

Fixed speed - 92 m/m (302 ft/m)
Hydraulically folding
Chevron belt as option
Angle adjustment: 14° - 33°
Rosta scraper on head drum





CHIEFTAIN 1500



↓ CONVEYORS

MID-FINESIZE & MID-OVERSIZE - SIDE CONVEYORS

650mm (26") wide 3 ply chevron belt

4.76m (15' 7") stockpile height

147m³ (192 cu. yd.) stockpile volume

Variable speed control on each conveyor: 0 - 60 m/m (0 - 197 ft/m)

Hydraulically folding

Fixed angle: 24°





CHIEFTAIN 1500



↓ CONVEYORS

OVERSIZE AUXILIARY CONVEYOR

500mm (20") wide 3 ply chevron belt
4.47m (14' 8") stockpile height
123m³ (162 cu. yd.) stockpile volume

Variable speed control
Variable angle (rake): 20° - 23°
Variable angle (slew): 40° - 60°
Oversize feed chute from top deck





CHIEFTAIN 1500



↓ POWER UNIT & HYDRAULICS

Engine Tier 3:

CAT C4.4

Performance:

77 kW (103hp) @ 1800rpm

Engine Stage IIIA Constant Speed:

CAT C4.4 CS

Performance:

98 kW (131hp) @ 1800rpm

Engine Tier 4F / Stage IV:

CAT C4.4

Performance:

82 kW (110hp) @ 1800rpm

Engine Stage V:

CAT C4.4

Performance:

98 kW (131hp) @ 1800rpm

Tank Capacities:

Fuel: 336 L (88 US Gal)

Hydraulic: 450 L (118 US Gal)

Pumps:

Flywheel pump: Cast iron triple 61/41/41cc/rev

PTO pump: Cast iron tandem 33/33cc/rev

Motors:

Belt feeder: Cast iron 160cc/rev


Main conveyor: Cast iron 500cc/rev

Tail conveyor: Cast iron 630cc/rev

Side conveyors: Cast iron 400cc/rev

Auxiliary conveyor: Cast iron 500cc/rev

Screen motor: Cast iron 80cc/rev





CHIEFTAIN 1500




TRACKS

Track width: 400mm (1' 4")

Sprocket centres: 2.92 (9' 7")

Gradability degrees: 25.5°

Approximate speed: 0.8kph (0.5mph)





CHIEFTAIN 1500



↓ OPTIONS

OPTIONS

- Double Deck Vibrating Grid (DDVG)
- Remote control hydraulic tipping grid
- Feeder landing feet
- No grid but hopper dead plate fitted
- 10mm bolt in hopper wear resistant wear plates
- Screenbox reversal control
- Wear resistant main conveyor spreader plate
- Hydraulic raise of main conveyor head section
- Aluminium dust covers on tail or main conveyor
- Dust suppression system on fines conveyor (no pump)
- Radio remote control of tracks
- Working lights on main conveyor and power unit
- 68 grade hydraulic oil
- Standard stockpiler drive - only when no tipping grid fitted
- Quad pump stockpiler drive
- Powerscreen Pulse





CHIEFTAIN 1500



↓ POWERSCREEN PULSE

RECORD, DISPLAY AND ANALYSE DATA:

HIGH EFFICIENCY THROUGH PRECISE INFORMATION

Available online anywhere and at any time: comprehensive information on the GPS location, start and stop times, fuel consumption, tonnages, cone settings, wear ratings, operating hours, maintenance status, and much more.





AVAILABLE ANYWHERE AND AT ANY TIME



DASHBOARD DISPLAY



FLEET OVERVIEW



WEEKLY REPORT DIRECT TO YOUR INBOX



GPS: MACHINE TRACKING



REPORTING UTILISATION, PERFORMANCE & PART SPECIFIC

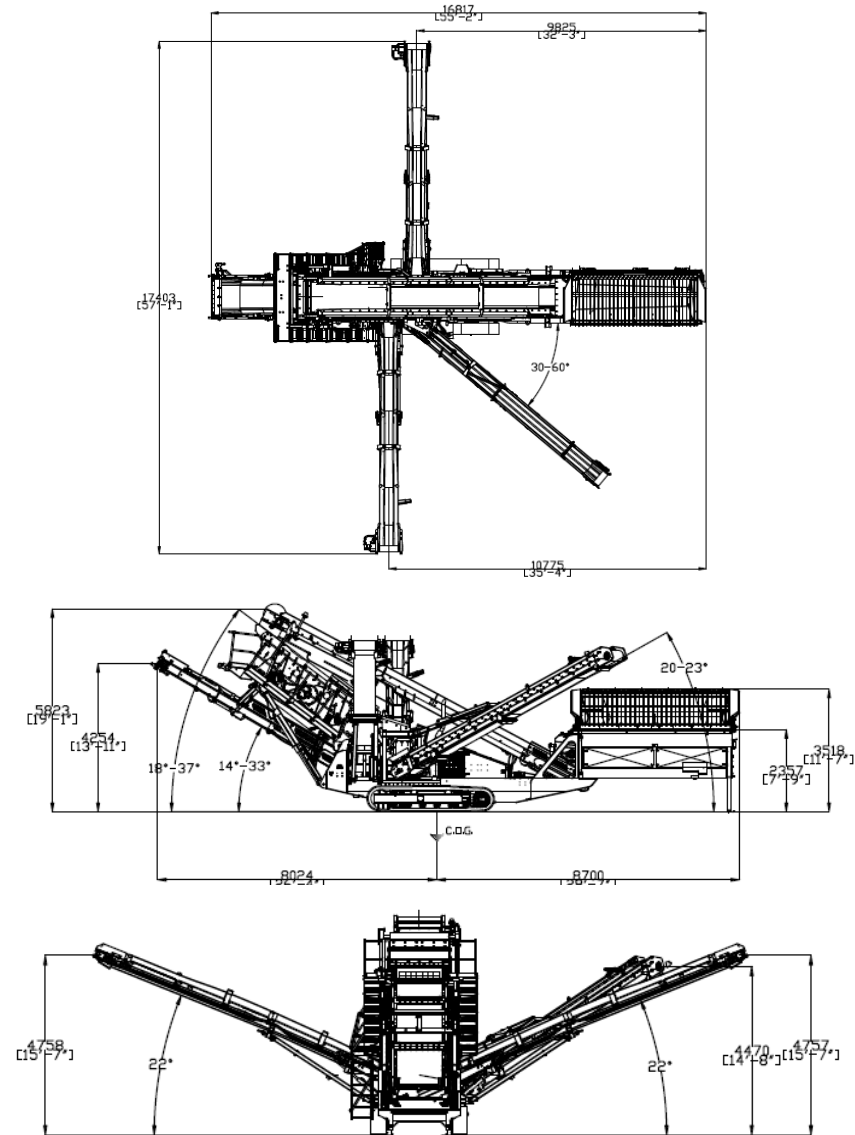


CHIEFTAIN 1500



↓ DIMENSIONS

Figure 1: Chieftain 1500
Working Position



MENSIONS OVERLEAF

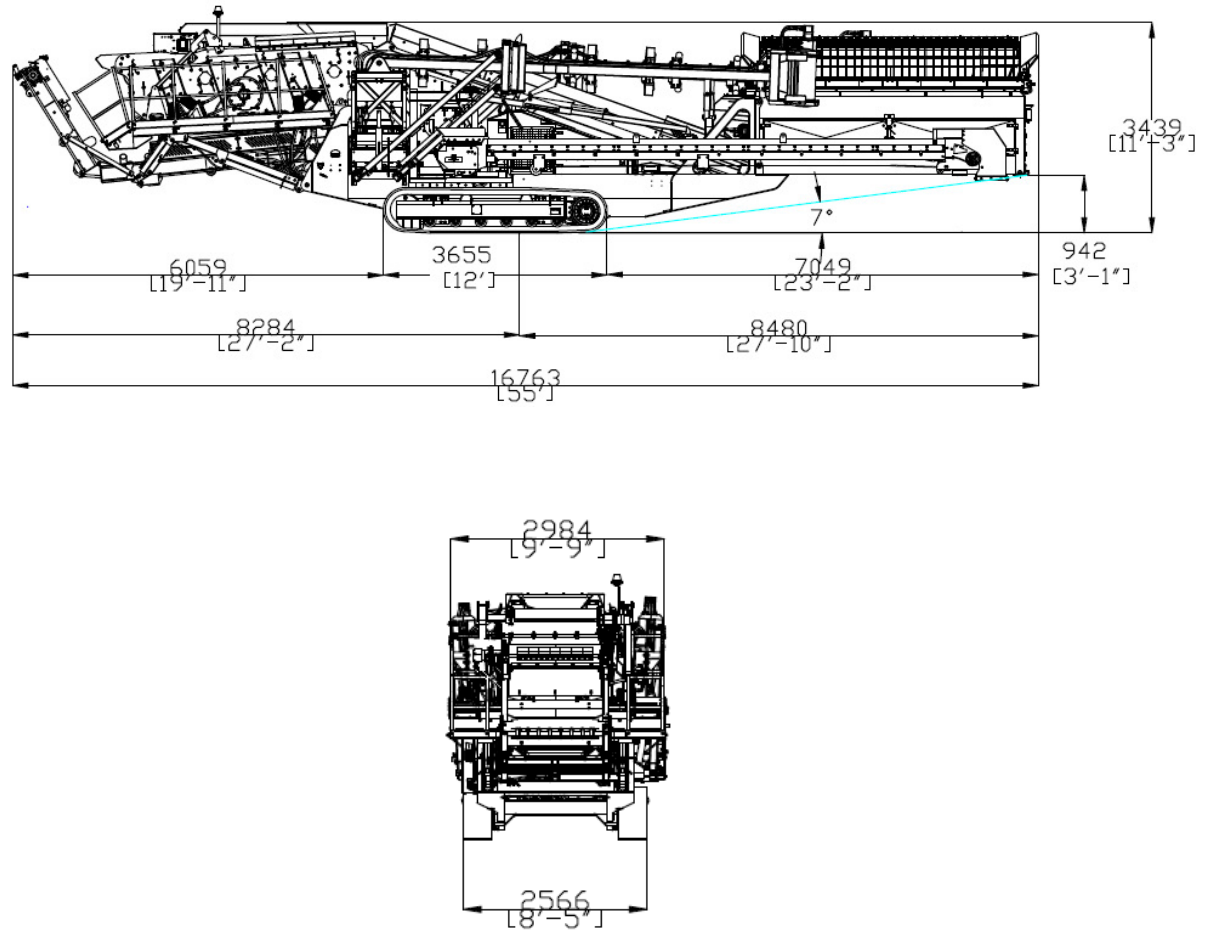


CHIEFTAIN 1500



DIMENSIONS

Figure 2: Chieftain 1500
Transport Position





Powerscreen equipment complies with CE requirements.

Please consult Powerscreen if you have any other specific requirements in respect of guarding, noise or vibration levels, dust emissions, or any other factors relevant to health and safety measures or environmental protection needs. On receipt of specific requests, we will endeavour to ascertain the need for additional equipment and, if appropriate, quote extra to contract prices.

All reasonable steps have been taken to ensure the accuracy of this publication, however due to a policy of continual product development we reserve the right to change specifications without notice.

It is the importers' responsibility to check that all equipment supplied complies with local legislation regulatory requirements.

Plant performance figures given in this brochure are for illustration purposes only and will vary depending upon various factors, including feed material gradings and characteristics. Information relating to capacity or performance contained within this publication is not intended to be, nor will be, legally binding.

GET IN TOUCH

Dungannon

200 Coalisland Road, Dungannon,
Co Tyrone, BT71 4DR, Northern Ireland
Tel: +44 (0) 28 87 718 500
Fax: +44 (0) 28 87 747 231

Louisville

11001 Electron Drive,
Louisville, Kentucky, 40299 USA
Tel: +1 502 736 5200
Fax: +1 502 736 5202

